



Zurich Research Laboratory

# IP Version 6 and the Next Generation of Internet Protocols

Jeroen Massar  
[jma@zurich.ibm.com](mailto:jma@zurich.ibm.com)



ETH Zürich, Zurich, Switzerland  
2009-05-11 | Jeroen Massar <[jma@zurich.ibm.com](mailto:jma@zurich.ibm.com)>

[www.zurich.ibm.com](http://www.zurich.ibm.com)

# Who is Jeroen?

- Working at IBM Zurich Research Laboratory which is located in Rüschlikon, doing IPv6 related projects and assignments and AURORA (<http://www.zurich.ibm.com/aurora/>) a high performance network analyzer.
- “Small” spare-time hobby project since 2001 named SixXS (<http://www.sixxs.net/>) which provides free IPv6 connectivity to users worldwide along with GRH for IPv6 routing monitoring.
- Contributor to IETF & IRTF on various IPv6 and routing related subjects. Made amongst others PuTTY compatible.

Other details: <http://unfix.org/~jeroen/>  
<http://www.zurich.ibm.com/~jma/>






Zurich Research Laboratory

# IPv6 IP next generation

“Under the hood...”

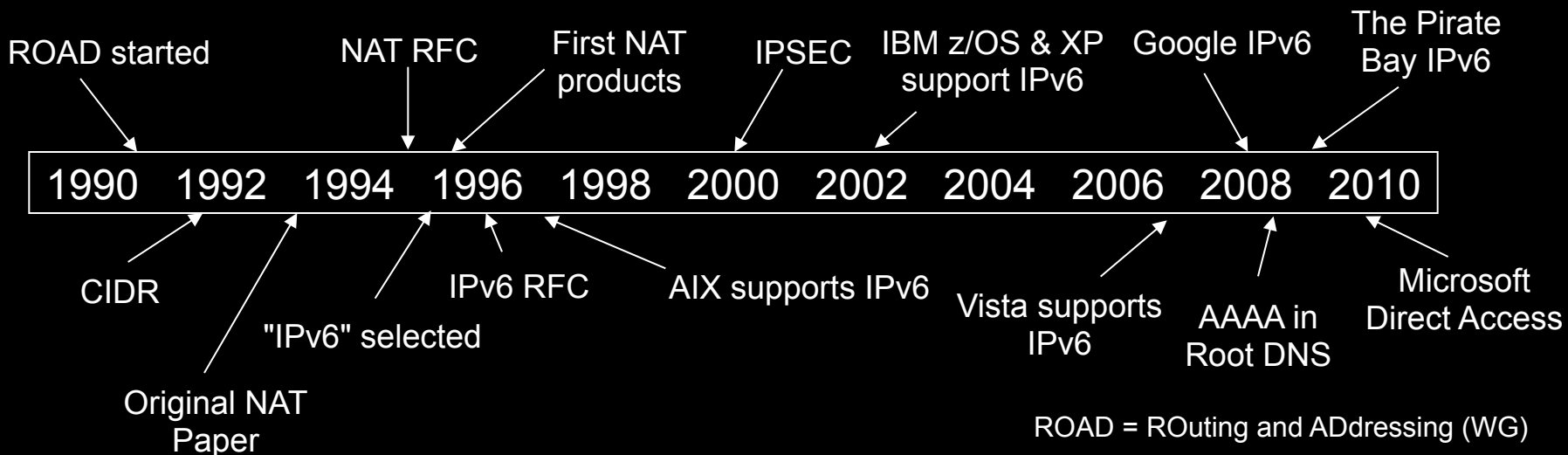


ETH Zürich, Zurich, Switzerland  
2009-05-11 | Jeroen Massar <jma@zurich.ibm.com>

[www.zurich.ibm.com](http://www.zurich.ibm.com)

# IPv6 compacted history

- IPv6 (Internet Protocol version 6)  
Also called IPng (Internet Protocol Next Generation)
- No IPv5? (RFC1190 : ST Datagram Mode)



ROAD = ROuting and ADdressing (WG)

CIDR = Classless Internet Domain Routing

NAT = Network Address Translation

# Why IPv6?

- Biggest and actually only advantage: More IP addresses!
- end-to-end, IP-layer authentication & encryption possible (IPSEC)
- for billions of new users (Japan, China, India,..)
- for billions of new devices (mobile phones, cars, appliances,..)
- for always-on access (cable, xDSL, ethernet-to-the-home,..)
- for applications that are difficult, expensive, or impossible to operate through NATs (IP telephony, peer-to-peer gaming, home servers,..)
- to phase out NATs to improve the robustness, security, performance, and manageability of the Internet
- server-less plug-and-play possible
- elimination of “triangle routing” for mobile IP

# Differences between IPv6 and IPv4 header

Ver.	Traffic Class	Flow Label	
Payload Length		Next Header	Hop Limit
Source Address			
Destination Address			

Ver.	Hdr Len	Type of Service	Total Length	
Identification		Flg	Fragment Offset	
Time to Live	Protocol		Header Checksum	
Source Address				
Destination Address				
Options...				

blue fields have no equivalent in the other version

IPv6 header is twice as long (40 bytes) as IPv4 header without options (20 bytes)

# Summary of changes

- Revised
  - Addresses increased 32 bits -> 128 bits
  - Time to Live -> Hop Limit
  - Protocol -> Next Header
  - Type of Service -> Traffic Class
  - No more broadcast
- Streamlined
  - Fragmentation fields moved out of base header
  - IP options moved out of base header
  - Header Checksum eliminated
  - Header Length field eliminated
  - Length field excludes IPv6 header
  - Alignment changed from 32 to 64 bits
- Extended
  - Flow Label field added

# How to notate an IPv6 address

- Full form:

2001:0db8:0000:0000:0000:0000:0000:029a

- Compressed:

2001:db8::29a

- IPv4-embedded:

0:0:0:0:0:ffff:192.0.2.42

or compressed:

::ffff:192.0.2.42

- Documentation IPv6 Prefix: 2001:db8::/32
- Documentation IPv4 Prefix: 192.0.2.0/24
- Localhost ::1




## How to notate an IPv6 address #2

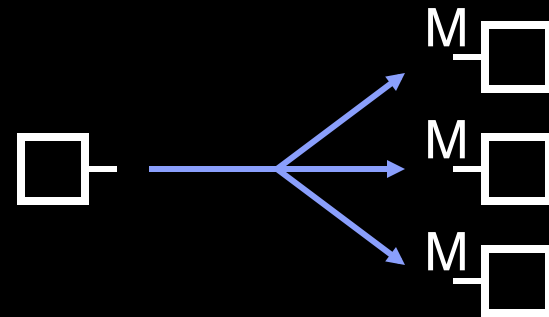
- No more netmasks, only prefixes: 2001:db8::/48
- Scope qualifiers (%) fe80::202:2dff:fe2a:3f78%4
- In URL's: http://[2001:db8::42]:80  
(square-bracket convention also used anywhere else there's a conflict with address syntax. eg IRC configuration files, SPF records)
- Forward DNS:  
spaghetti.ch.example.org AAAA 2001:db8:302::202:2dff:fe2a:3f78
- Reverse DNS:  
8.7.f.3.a.2.e.f.f.d.2.2.0.2.0.0.0.0.2.0.3.0.8.b.d.0.1.0.0.2.ip6.arpa.  
PTR spaghetti.ch.example.org.
- ip6.int and bitstring notation are deprecated.
- A6/DNAME has been marked experimental.

# Addressing types

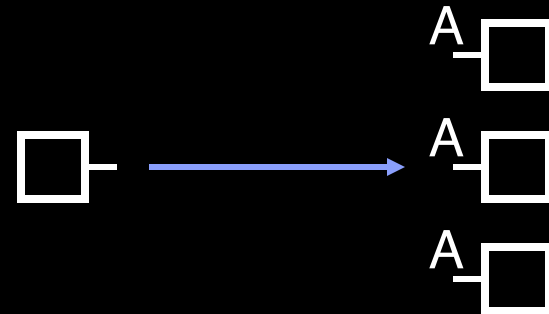
- Unicast  
One on one



- Multicast  
One to many



- Anycast  
One to any



# Address type prefixes

- Unspecified
  - used when there is no address
- Loopback
- Link Local Unicast
- Multicast
- Unicast + Anycast
  - hierarchical
  - /13 - /32 to LIR's (ISP's)
  - /48 or /56 to endusers / sites

“Site Local” used to exist (fec0::/10)  
but this has been deprecated in favor  
of ULA.

0000 .... 0000 (::/128)

0000 .... 0001 (::1/128)

1111 1110 1000 0000 .... (fe80::/16)

1111 1111 .... (ffxx::/8)

The rest, 2000::/3, which is 1/8th of  
total IPv6 space

2001::/16 = RIRs

2001::/32 = Teredo

2002::/16 = 6to4

3ffe::/16 = 6bone\*

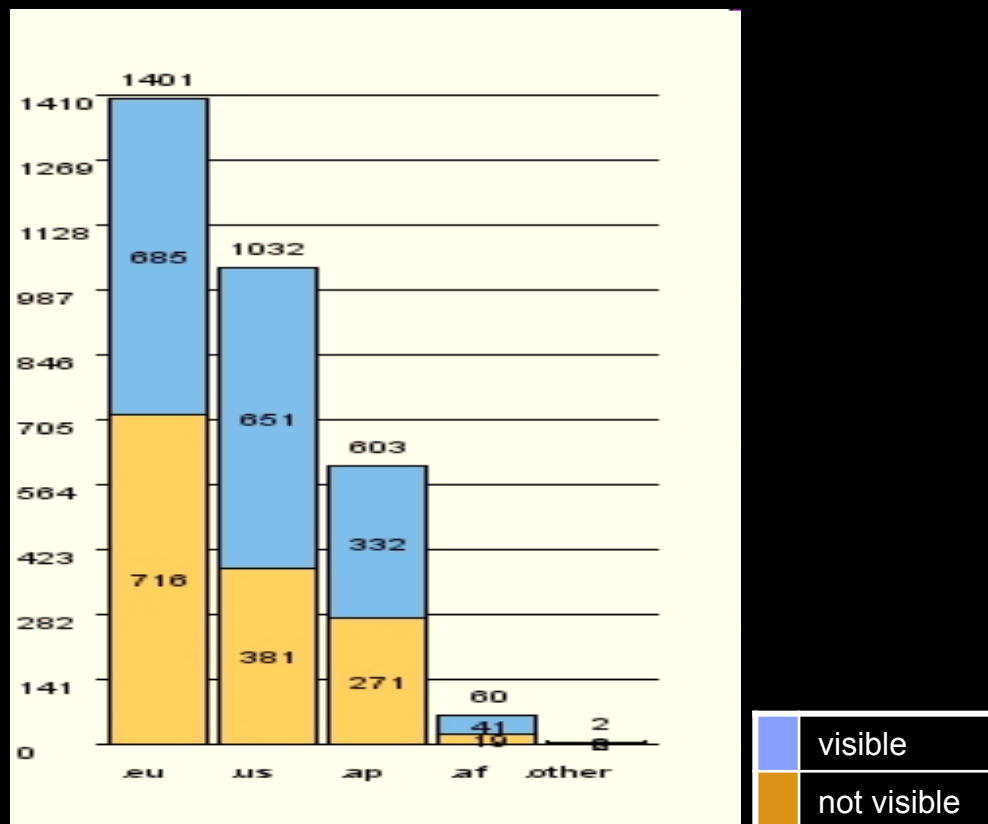
fd00::/8 = ULA

\* = 6bone shut down on 6/6/6

<http://www.iana.org/assignments/ipv6-address-space>

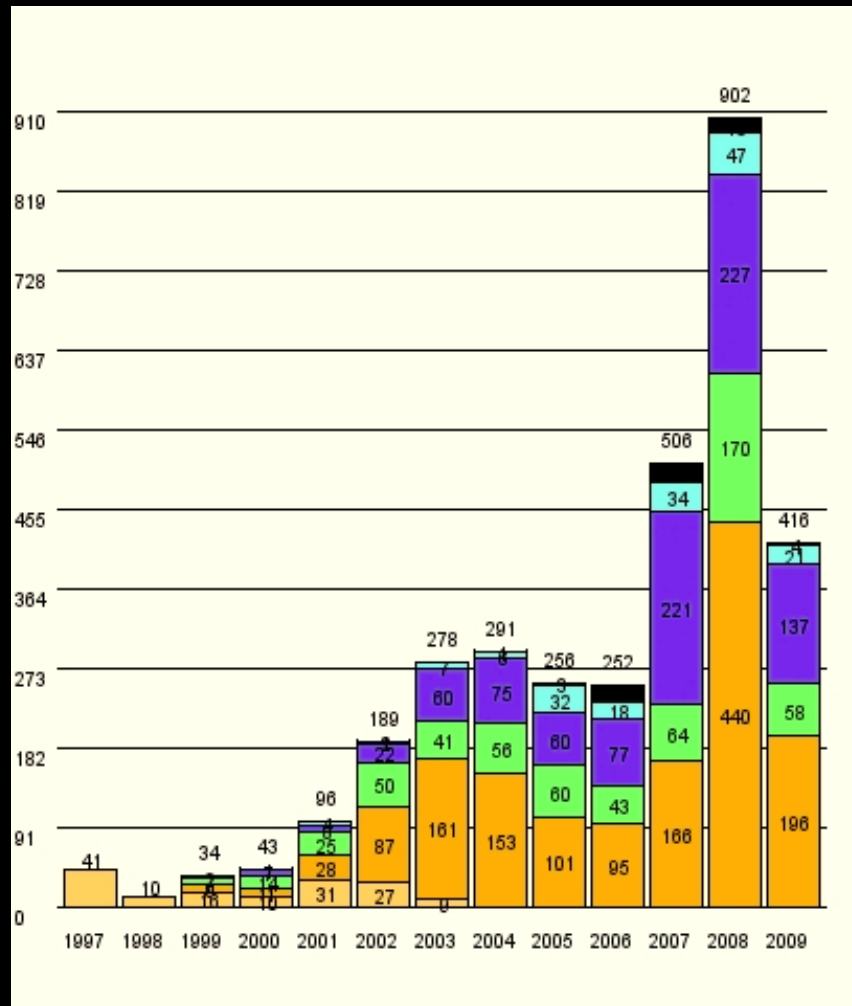
# Prefixes around the world

- 1x /13 (US DoD)
- 2x /19
- 6x /20
- 4x /21
- 5x /22
- 1x /23
- 2x /24
- 1x /25
- 5x /26
- 4x /27
- 9x /28
- 4x /29
- 5x /30
- 4x /31
- 2551x /32 (most ISPs)
- ..
- 455x /48 (PI and anycast)
- 83x for Switzerland (45 visible)



Data Source: <http://www.sixxs.net/tools/grh/growth/>

# IPv6 allocation Growth



# Multicast addresses



- low-order flag indicates permanent / transient group; three other flags reserved
- scope field:
  - 1 - interface-local (for multicast loopback)
  - 2 - link-local (same as unicast link-local)
  - 3 - subnet-local
  - 4 - admin-local
  - 5 - site-local (same as unicast site-local)
  - 8 - organization-local
  - B - community-local
  - E - global (same as unicast global)

(all other values reserved)
- Per /48 automatically a globally unique Multicast prefix:  
2001:db8:29a::/48 -> ff3e:30:2001:db8:29a::/96

# Special Multicast Addresses

- ff02::1 = all hosts
- ff02::2 = all routers
- As such, when you want to hack into a network, the moment you are into your first host you can find out all other hosts on the network by justing pinging ff02::1. Some “secure” Operating Systems thus turn that feature off. Finding the first host is of course a lot of fun, but one can easily go through web/mail/etc access logs to find out where they are.

# Subnet Anycast Address

- When one has 2001:db8::/64, then 2001:db8::/128 is the subnet anycast address, which is effectively always 'localhost'.
- Problem when you get 2001:db8::/127, as then you have 2001:db8::/128 or the subnet anycast address and 2001:db8::1, but nothing else.
- This is the reason why one can't use /127's for Point-2-Point tunnels.
- General consensus: use 2x /128, or easier a /64.
- For allocations, ISPs tend to take one /64 for Point-2-Point connections, eg connections to end-users, and then their router is <prefix>::1, while the customer becomes <prefix>::2. When the customer wants more than 1 address, they route them a /64 or /48 to ::2

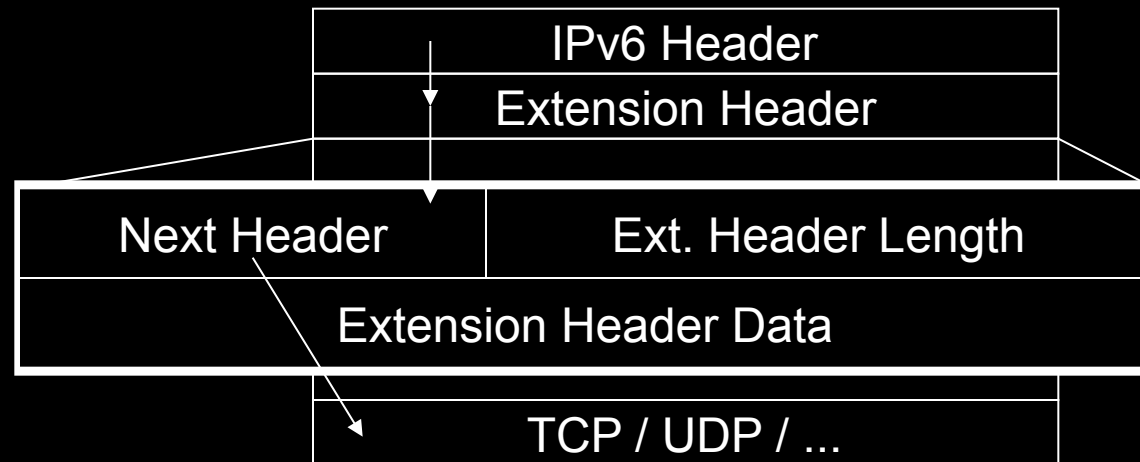


# RFC4193 - ULA

- IPv6 ULA (Unique Local Address)
- RFC4193 Registration
- fd00::/8 ULA Locally Assigned.  
It is Unique, but maybe not Unique enough as it has a chance that it is not.
- fc00::/8 ULA “Registered” – but not specified and thus can't be used.
- Nearly 300 registrations
- Of course not guaranteed, when people don't check this list it can't be <http://www.sixxs.net/tools/grh/ula/> for a ‘registry’ so that when one registers there and checks before using one at least knows it is quite unique.
- IPv6 PI is available, but costs a bit of money, but is globally unique.

# Header Chains

- The Next Header field describes the type of following the IP header which can point to the next header forming a chain.
- Aligned to 64 bits
- Extension headers:
  - Hop by Hop
  - Destination Options
  - Routing Header
  - Fragment Header
  - Authentication Header (AH)
  - Encapsulating Security Payload (ESP)
  - Upper Layer Header
    - TCP/UDP/ICMPv6/SCTP

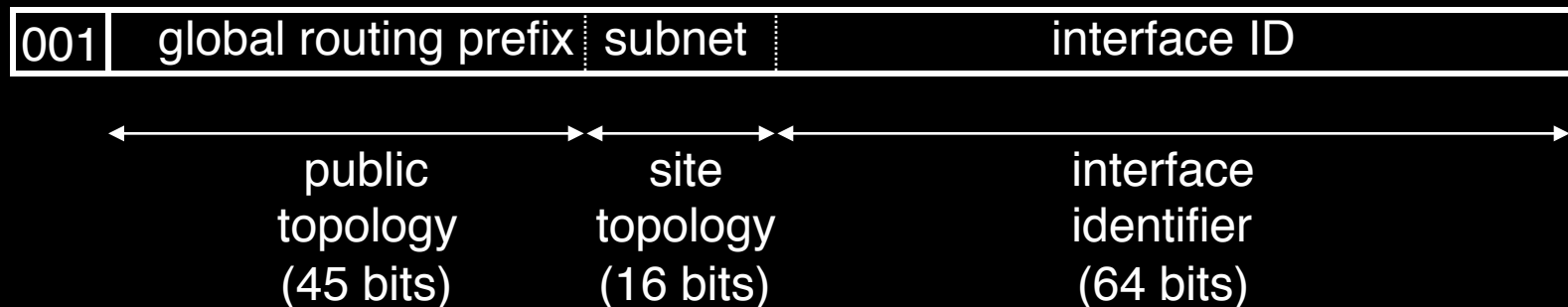


# Address properties

- Multiple addresses per interface
  - Always at least one link-local address
  - One or more unicast prefixes
- Addresses can be marked 'deprecated'
  - they should not be re-used by new outgoing connections
  - old connections will keep working
- Router renumbering protocol, to allow domain-interior routers to learn of prefix introduction / withdrawal

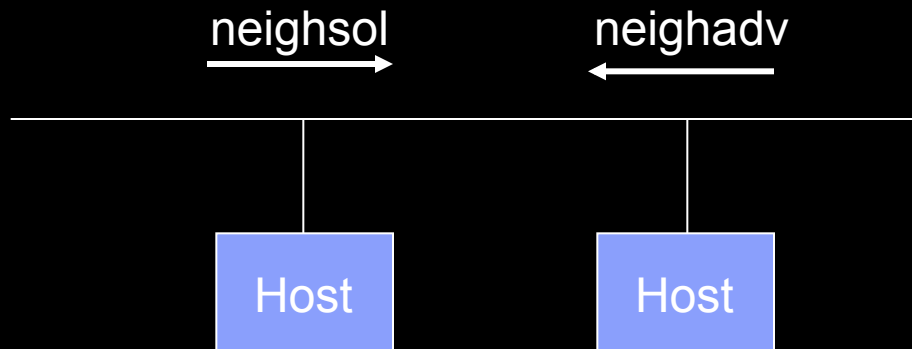
# How does a host get addresses?

- Manual configuration (of interface ID or complete address)
- DHCPv6 (configures complete address + optionally services)
- Automatic derivation from 48-bit IEEE 802 address or 64-bit IEEE EUI-64 address as per:  
`::mmMM:MMff:feMM:MMMM` (M = Mac address)  
 split address in halve, and invert a bit in 'mm'
- Pseudo-random generation for client privacy (RFC3041)  
 The latter two choices enable "serverless" or "stateless" autoconfiguration, when combined with high-order part of the address learned via Router Advertisements



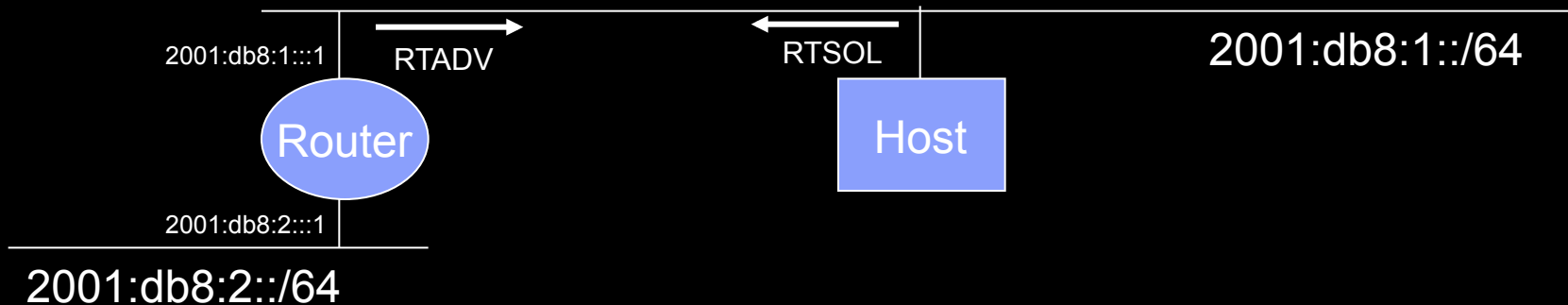
# Neighbor Discovery

- Instead of ARP
- Determine the addresses that are on the same link
  - Finding routers
  - Finding directly contactable hosts
- Uses ICMPv6.
- Neighbor solicitation for requesting who are neighbors.
- Neighbor advertisement for announcing that you are a neighbor.
- Duplicate Address Detection (DAD)



# Router Discovery/Advertisement

- Router announces periodically which prefix is assigned to the link
- They can learn one or more on-link prefixes
  - Lifetime is included separately for every prefix -> “easy” renumbering
  - Hosts can auto configure themselves using this prefix
- They can learn the router that they can use as a default router
- They can learn if they are required to use stateless or stateful configuration (DHCPv6 for instance)
- Additional information like MTU and hop limit can be learned.



# Notes

- No fragmentation in routers
  - Hosts do fragmentation, routers only respond with ICMPv6 Packet Too Big and thus employing Path MTU Discovery.
- Smallest packet size / MTU is 1280 bytes
  - "Layer 2" does the fragmentation when the L3 packets are too big
- Checksums are done usually already by Layer 2, so why repeat doing it in IPv6 where the router has to checksum every packet it would route and thus saving on overhead and calculations.
- IPv4 and IPv6 can coexist, mixing should not be an issue.
- Recommendation to first try IPv6 AAAA's and after that the IPv4 A's when trying to contact a host from an application.

# Fun notes

- RFC1888 “OSI NSAPs and IPv6”  
Defines how to embed an OSI NSAP address inside IPv6
- RFC4048 “RFC 1888 Is Obsolete”  
Makes RFC1888 historic
  
- Flow labels are simply not defined at all anywhere
- IPSEC is also available for IPv4, but the problem mostly is the uniqueness of the address space (one will find 192.168.0.0/16, 10.0.0.0/8 or 172.16.0.0/12 at home or in their business?)
- Anycast exists also in IPv4 as it is mostly a routing trick
- RH0 (Routing Header Type 0) – same kind of mistake as in IPv4, one could abuse it to let packets be sent in a loop, oops. This ‘feature’ is now disabled in most stacks and routers block these packets.





Zurich Research Laboratory

# Supporting IPv6 in applications

Alice @ 192.0.2.2

Bob @ 2001:db8::4

Eve @ 192.0.2.6 and 2001:db8::6



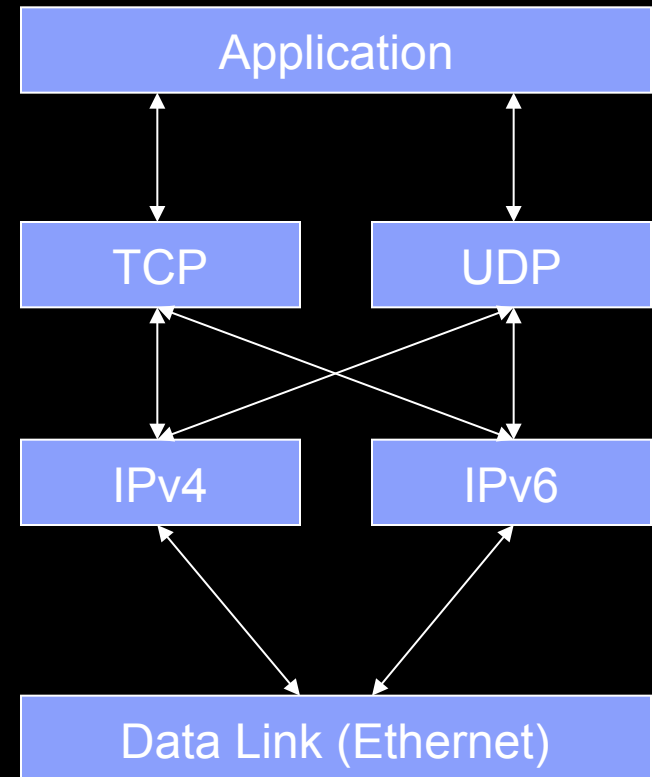
ETH Zürich, Zurich, Switzerland

2009-05-11 | Jeroen Massar <jma@zurich.ibm.com>

[www.zurich.ibm.com](http://www.zurich.ibm.com)

# Dual stack operation

- Applications can use both IPv4 and IPv6 at the same time, protocols can coexist.
- DNS can contain both IPv4 and IPv6 addresses.
- IPv6 applications can use IPv4-mapped addresses. Though this only is available when the kernel has a mixed IPv4/IPv6 stack. Windows IPv6 implementation doesn't have this for instance.
- Best option: Address Family independency



# Address Family (AF) independency

New functions from RFC2553 and RFC2292:

- `getaddrinfo()`

Getting the addresses belong to a textual identifier

Replaces:

- `gethostbyname()`
- `getservbyname()`
- `inet_pton()`

- `getnameinfo()`

Getting a textual representation of an address

Replaces:

- `getservbyaddr()`
- `getservbyport()`
- `inet_pton()`

# Porting Considerations

- Change socket functions
- Adjust logging function so they can handle larger IP address (Don't forget to store both the hostname and the address as changing reverses is as easy as getting a new IP, having two tracking points is better)
- Increase all data member that stores IP addresses in program and in databases/configuration files
- Adjust keyboard and display interface function so they can handle larger IP addresses.
- RFC2732 states that IPv6 addresses in URIs should be delimited by square brackets [ ] which solves the problem where applications use the colon (:) to distinguish the port from the address (eg [2001:db8::1]:80).
- getaddrinfo() returns 0 on succes, !=0 on failure unlike most other unix/posix calls.

# Server code example

Daemons should listen on all possible combinations, as PF\_UNSPEC, mostly 2 maximum (IPv4+IPv6)

```
int sockets[10];
int makelisten(char *server, char *service)
{
    int i = 0;
    struct addrinfo hints;
    struct addrinfo *res;
    memset(&hints, 0, sizeof(hints)); /* set-up hints structure */
    hints.ai_family = PF_UNSPEC;
    hints.ai_flags = AI_PASSIVE;
    hints.ai_socktype = SOCK_STREAM;
    if ((error = getaddrinfo(server, service, &hints, &res)))
    {
        perror(gai_strerror(error));
        return -1;
    }
    while (res)
    {
        sockets[i] = socket(res->ai_family, res->ai_socktype, res->ai_protocol);
        if (sockets[i] == -1) continue;
        if (bind(sockets[i], , res->ai_addr, res->ai_addrlen) == 0 &&
            listen(sockets[i] == 0) { i++; continue; }
        close(sockets[i]); sockets[i] = -1;
    }
}

int socket = makelisten(NULL, "80");
```

# Client code example

Client side program should try to connect to all resolved addresses,

```
int makeconnect(char *server, char *service)
{
    struct addrinfo hints;
    struct addrinfo *res;
    memset(&hints, 0, sizeof(hints)); /* set-up hints structure */
    hints.ai_family = PF_UNSPEC;
    hints.ai_socktype = SOCK_STREAM;
    if ((error = getaddrinfo(server, service, &hints, &res)))
    {
        perror(gai_strerror(error));
        return -1;
    }
    // Loop through all the possibilities
    while (res)
    {
        sockfd = socket(res->ai_family, res->ai_socktype, res->ai_protocol);
        if (sockfd == -1) continue;
        if (connect(sockfd, res->ai_addr, res->ai_addrlen) == 0) return sockfd;
        close(sockfd);
    }
    return -1;
}

int socket = makeconnection("www.zurich.ibm.com", "80");
```

# RFC3484 – Address Ordering

- Orders addresses:
  - IPv6 native
  - IPv4 native
  - 6to4
  - Teredo
  
- Configurable
  - Linux: /etc/gai.conf
  - Solaris: ipaddrsel
  - FreeBSD: ip6addrctl
  - Windows: netsh

# Use a socket per AF

```
tcp6    0    0 :::993      :::*        LISTEN     -
```

Does that listen on IPv6 only? -> Not on Linux, there it is IPv4 and IPv6, applications need to know this as they will see incoming connections on IPv4 as ::ffff:192.0.2.42

```
tcp     0    0 0.0.0.0:993  0.0.0.0:*  LISTEN     -  
tcp6    0    0 :::993      :::*        LISTEN     -
```



# Porting applications / coding new ones

- google(eva ipv6) or <http://gsyc.escet.urjc.es/~eva/IPv6-web/ipv6.html>
- Contains “Porting applications to IPv6 HowTo” with great explanation and example code.
- Also serves of course as a rather good example for new programs.
- Implementing AF-independent application document by Jun-ichiro ‘itojun’ Itoh (<http://www.kame.net/newsletter/19980604/>)
- The document from the master IPv6 Samurai himself.

# Security implications!

- More diverse devices connected, thus possibly also more vulnerabilities.
- Firewalls should be enabled per default for all incoming connections.
- Scanning of address space is not feasible
  - /64 per link
  - /48 or /56 per 'endsite'
- Currently only BSD has a stateful firewall, Linux since 2.6.[5|6]-USAGI. Cisco PIX has it too, but loadbalancing broken.





Zurich Research Laboratory

# Transition to IPv6

The move to IPv6



ETH Zürich, Zurich, Switzerland

2009-05-11 | Jeroen Massar <jma@zurich.ibm.com>

[www.zurich.ibm.com](http://www.zurich.ibm.com)

# Transition Methods

- 6to4

2002:<aabb>:<ccdd>::/48

- Teredo

- ISATAP

<64bit prefix>:0:5efe:<aabb>:<ccdd>

- 6in4 (Proto-41/SIT)

- GRE

- tinc / openvpn / ...

- AYiYA

- IPv6 over MPLS/6PE

- DSTM (IPv6 -> IPv4)

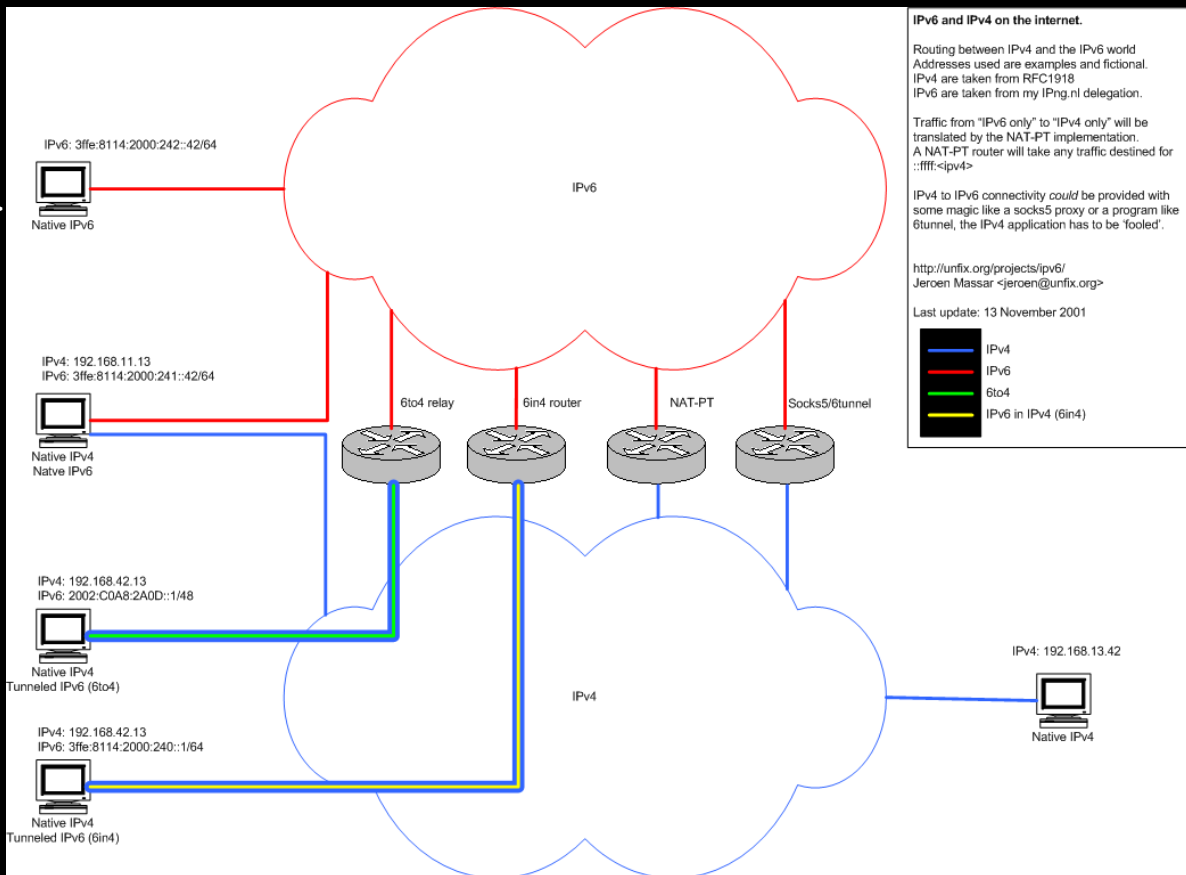
- NAT-PT / SIIT

- BIS & BIA

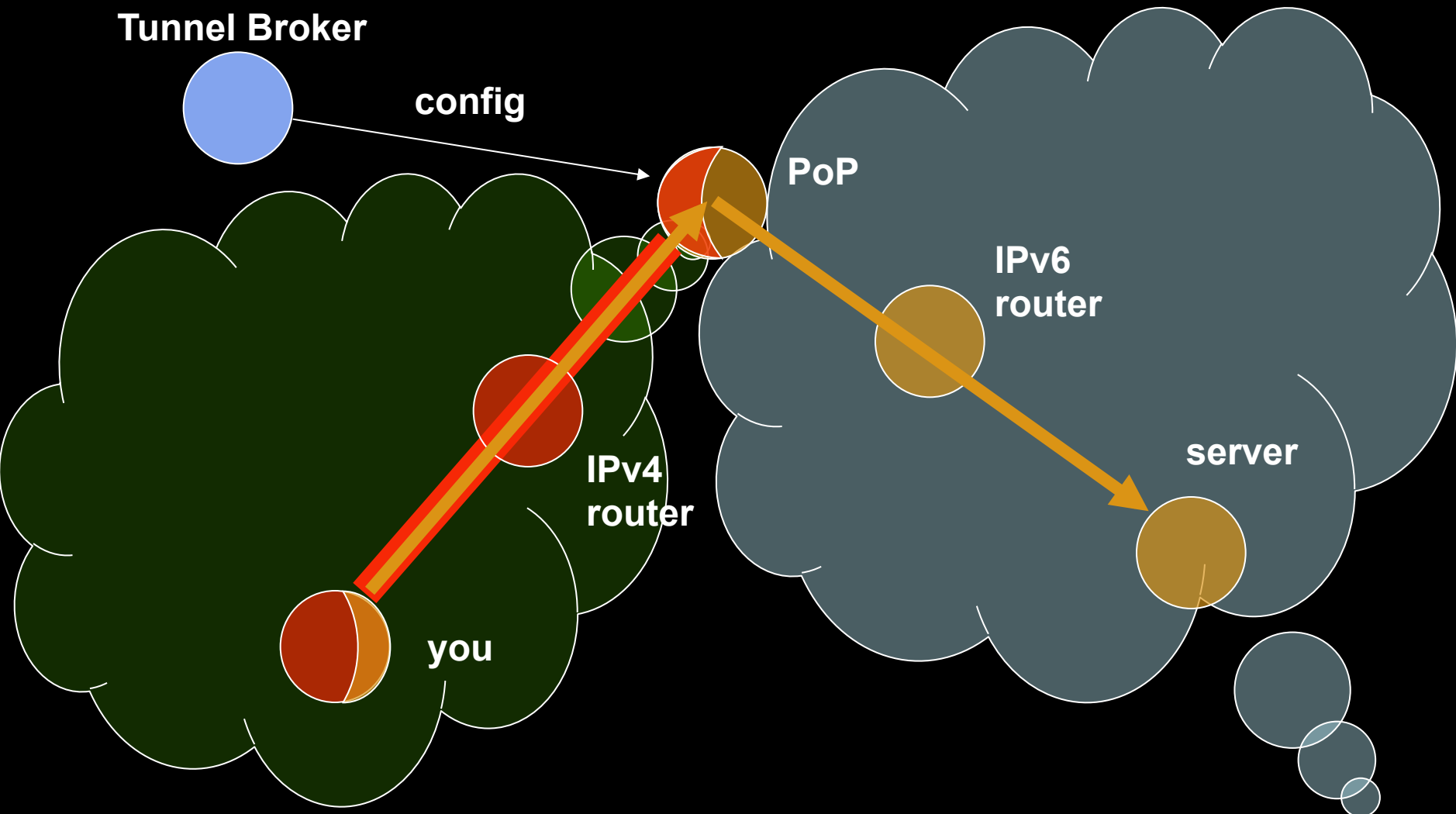
- Faith/TCP-UDP Relay

- Application Proxies

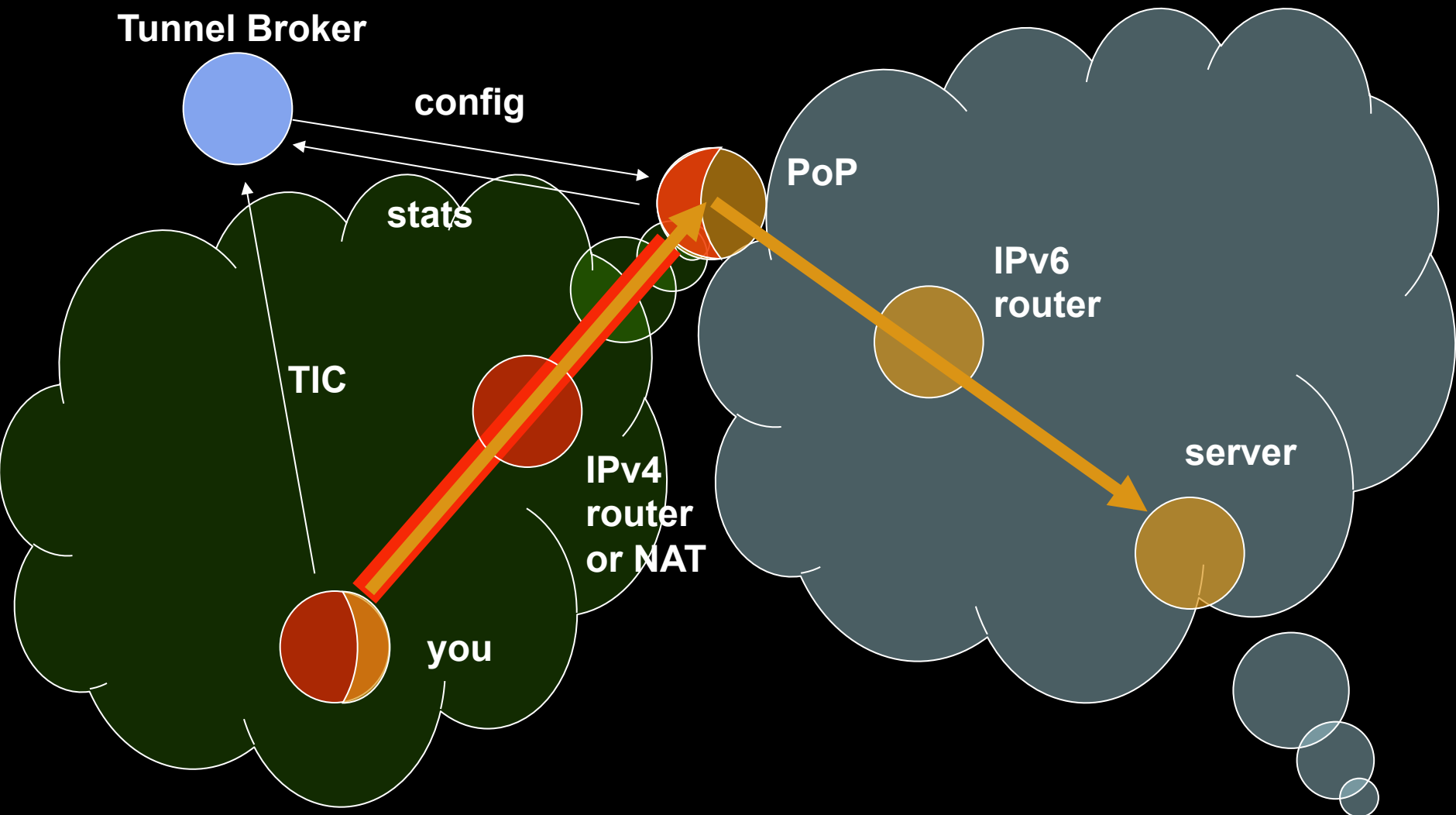
(SOCKS / http / smtp/...)



# RFC3053 – IPv6 Tunnel Broker



# SixXS Tunnel Broker



# Protocol 41

- Protocol 41 = IPv6
- It specifies how to put an IPv6 packet inside IPv4.
- Protocol 41 is static only.
- Protocol 41 doesn't cross NATs.

Version:	IPv4
Src/Dst:	192.0.2.111 -> 192.0.2.222
Protocol:	41 (IPv6)
Version:	IPv6
Src/Dst:	2001:db8::111 -> 2001:db8::222
Protocol:	6 (TCP)
TCP	

# 6to4

- RFC3056 (6to4) & RFC3068 (6to4 Anycast)
- Uses protocol 41 / static IPv6 tunnels
- Anycast in IPv4 (192.88.99.1/24) though 'private' 6to4 relays exist
- Anycast also in IPv6 as 2002::/16 is only allowed to be announced in BGP as the /16
  
- Due to the double anycast, it is very hard to determine the flow of packets as they can be 'pulled' all over the place.



# 6rd

- draft-despres-6rd
  - IPv6 Rapid Deployment (RD also from Remi Depres who came up with it)
  - Deployed at Free.fr to their 4M user base
  - Instead of 2002::  - Eg ISP has existing customers in 192.0.2.0/24 then only 8 bits needed for customers, thus 2001:db8:1100::
- Works for Free as they have their own CPE (Cable/DSL modems) and they ‘just’ had to upgrade all of them with this new custom code.

# Proto41/Heartbeat

- draft-massar-heartbeat
- Proto-41 is static. The moment the user unplugs / forced DHCP change, another user can get that IPv4 address. That user then gets proto-41 packets and the firewall tool beeps with warnings, which sometimes results in abuse reports because we are attacking them.
- Allows one to move around proto-41 tunnels automatically or enable/disable them on the fly.

Version:	IPv4
Src/Dst:	192.0.2.111 -> 192.0.2.222
Protocol:	41 (IPv6)

Version:	IPv6
Src/Dst:	2001:db8::111 -> 2001:db8::222
Protocol:	6 (TCP)

TCP
-----

Version:	IPv4
Src/Dst:	192.0.2.111 -> 192.0.2.222
Protocol:	17 (UDP)

UDP
-----

HEARTBEAT ....
----------------

AVM Fritz!Box has support for this protocol and of course AICCU and several other mini-clients.

# AYIYA – Anything in Anything

- draft-massar-ayiya
- Proto-41 tunnels can't cross NATs.
- Proto-41 tunnels are not authenticated (read: one can spoof them easily)
- Heartbeat runs next-to the proto-41 tunnel. Heartbeat might work, proto-41 might not.
- AYIYA solves these issues by tunneling IPv6 inside IPv4/UDP and signing these packets. (other options: over HTTP(s), DNS or QoS)

Version:	IPv4
Src/Dst:	192.0.2.111 -> 192.0.2.222
Protocol:	17 (UDP)
AYIYA (id = 2001:db8::111, hash, nxt=41)	
Version:	IPv6
Src/Dst:	2001:db8::111 -> 2001:db8::222
Protocol:	6 (TCP)
TCP	

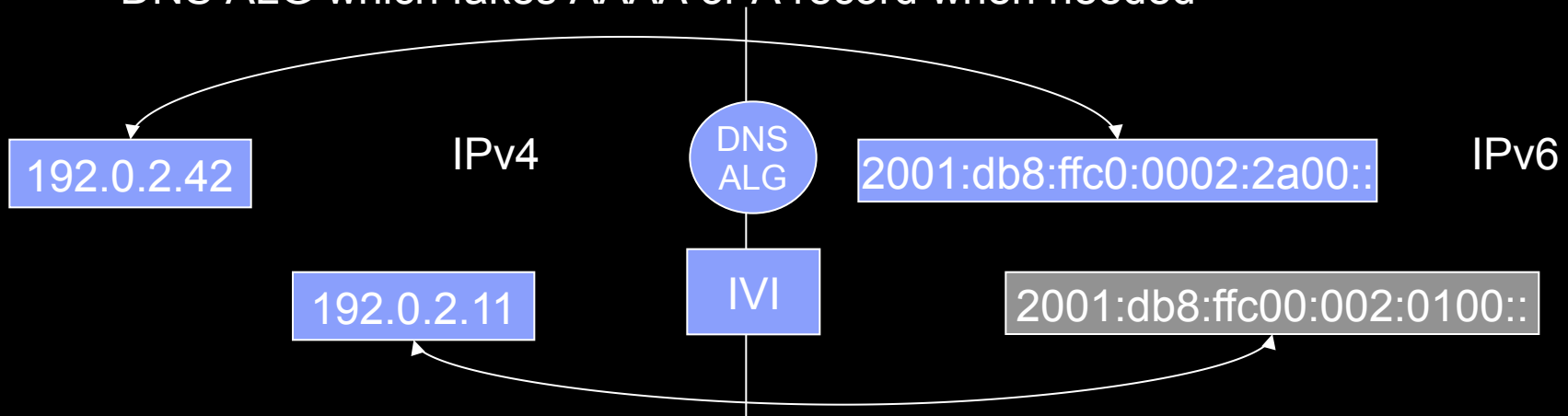
# Teredo

- RFC4830 by Microsofts Christian Huitema
- Proto-41 tunnels and thus 6to4 can't cross NATs (one can messily do it with some hacks though).
- Meant to give IPv6 connectivity everywhere, as that is what Windows 2008 and up require. Also good for Xbox as it avoids having to solve NAT over and over again.

Version:	IPv4
Src/Dst:	192.0.2.111 -> 192.0.2.222
Protocol:	17 (UDP)
Teredo	
Version:	IPv6
Src/Dst:	2001:db8::111 -> 2001:db8::222
Protocol:	6 (TCP)
TCP	

# Solving IPv4 to IPv6 and back: IVI

- Prefix-specific and Stateless Address Mapping (IVI) for IPv4/IPv6 Coexistence and Transition (draft-xli-behave-ivi)
- Xing Li, Maoke Chen, Congxiao Bao, Hong Zhang and Jianping Wu
- Name trick: Roman Numerals: IV = 4, VI = 6 => IVI = 46
- Allows IPv4 to connect to IPv6 and IPv6 to connect to IPv4
- Semi-refresh/combination of NAT-PT and SIIT
- Per-ISP prefix (eg 2001:db8:ffaa:bbcc:dd::)
- DNS ALG which fakes AAAA or A record when needed





Zurich Research Laboratory

# The future with IPv6

The toys to come




ETH Zürich, Zurich, Switzerland

2009-05-11 | Jeroen Massar <jma@zurich.ibm.com>


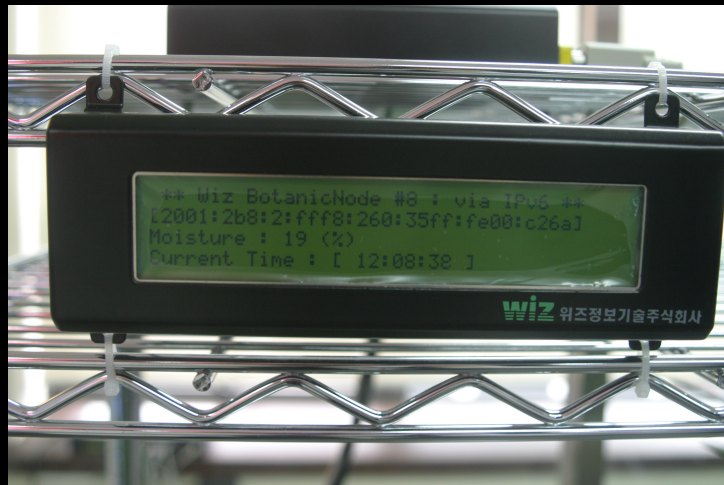
[www.zurich.ibm.com](http://www.zurich.ibm.com)

# IPv6 Toys: Home automation, fridges, sensors, etc



For more:  
[google\(IPv6 toys\)](#)  
[google\(IPv6 cool\)](#)

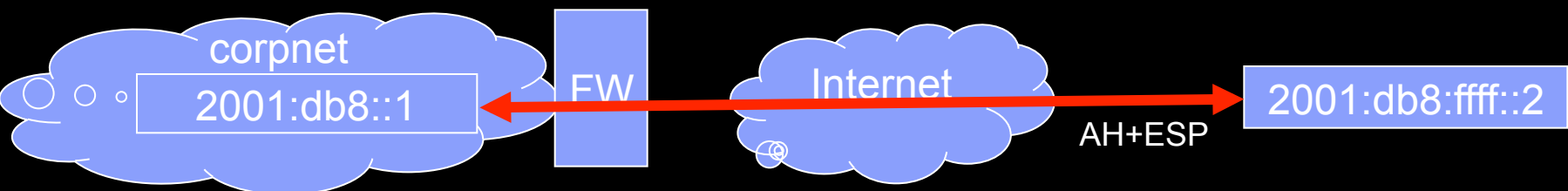
# IPv6 Toys: \$ telnet plant





# Microsoft Direct Access

- How to do 'firewalling' without having to configure prefixes.
- You have your host anywhere, just have IPv6, be that native, proto-41, Teredo, 6to4 or through a Tunnel Broker, could be remote or in the office.
- Sign every packet you sent/receive from your client to the server with an IPSEC-AH.
- Firewall in the middle allows any correctly signed and validated packet, of course only accepting keys that it knows.
- Use IPSEC-ESP to secure packets so that nobody can snoop them.
- Key distribution happens using Active Directory.
- The Direct Access tool allows one to directly access any resources one has at the workplace from any other location on the (inter-)net.
- Same method can be applied to any kind of connection of course.



# Problems with IPv6 (and thus fun research for us)

- Broken IPv6 implementations, but:
  - <http://v6fix.net>
  - “Test” function in AICCU (<http://www.sixxs.net/tools/aiccu/>) to see what breaks and where (coming soon)
- IPv4 will run out before IPv6 is deployed everywhere
  - Carrier Grade NAT (CGN)
  - Tunneling
  - Accessing IPv4 from IPv6 and IPv6 from IPv4
- Routing Table Growth / handling of large amount of prefixes
  - This was already an issue partially in IPv4 but will become a larger problem with IPv6; especially when everybody will want to do IPv6 PI, which is now available in ARIN and RIPE regions.
  - With IPv6:
    - Every ISP gets at least a /32
    - Every End-site gets a /48 (or /56 for endusers in some regions)
    - A single /32 contains 65536 /48's; with 10.000 ISPs, that would be  $10.000 * 65536 = 655.360.000$  routes when de-aggregated: Way more memory in all routers needed, faster CPUs (due to SPF recalculations) etc

# The IPv6 Internet Today


- Google has a ‘trusted tester program’ (<http://www.google.com/ipv6/>)
- Wikipedia has a similar signup-first program  
=> SixXS is enrolled in both
- PirateBay has native IPv6 (<http://ipv6.piratebay.org>) also for their trackers.
- Various Torrent clients support IPv6 and some (uTorrent) can enable Teredo for you so that it automatically works.
- <http://ipv6gate.sixxs.net> and <http://ipv4gate.sixxs.net> for getting to IPv6 content from IPv4 and vice versa.
- 6 Native IPv6 end-user ISPs in Switzerland  
see <http://www.sixxs.net/faq/connectivity/?faq=native> for all of them
- Your ISP doesn't do IPv6? Get a tunnel, eg <http://www.sixxs.net> ☺



Zurich Research Laboratory

The End

Comments or questions?



ETH Zürich, Zurich, Switzerland  
2009-05-11 | Jeroen Massar <jma@zurich.ibm.com>

[www.zurich.ibm.com](http://www.zurich.ibm.com)

# References

- IETF – The Internet Engineering Task Force  
<http://www.ietf.org>
- IRTF – The Internet Research Task Force  
<http://www.irtf.org>
- IVI  
<http://www.ivi2.org>
- Patrick Fältström's IETF photo site
- SixXS - IPv6 Deployment & Tunnel Broker  
<http://www.sixxs.net>